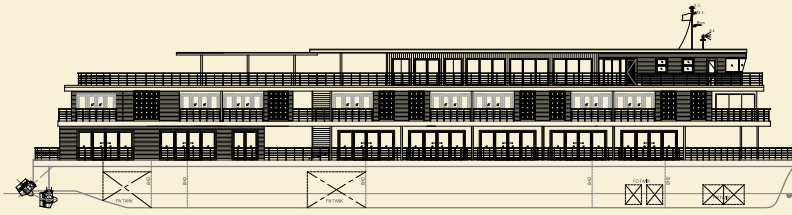
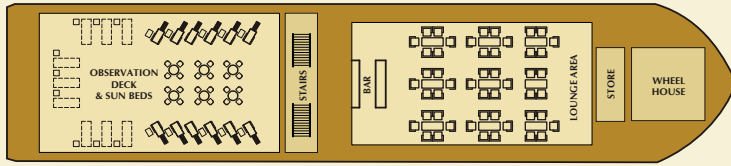


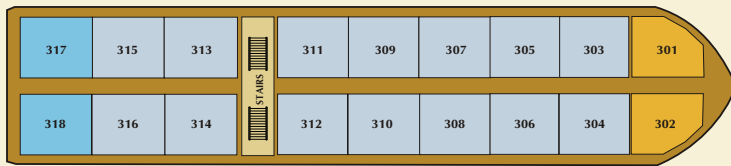
# R.V. IRRAWADDY EXPLORER



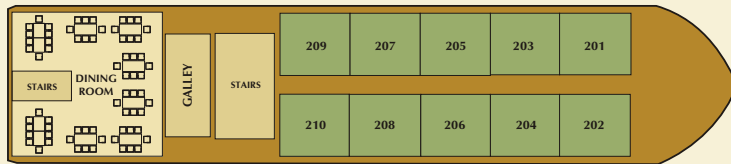
SIDE ELEVATION



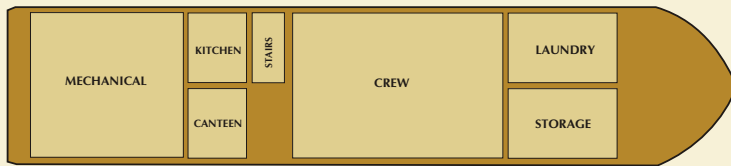
SUN DECK



UPPER DECK



MAIN DECK



LOWER DECK

**SHIP SPECIFICATIONS:**

Length: 188 ft | 57,5 m  
 Width: 40 ft | 12 m  
 Draft: 4 ft | 1,22 m  
 Airdraft: 38 ft | 11,58 m  
 Capacity: 28 cabins | 56 passengers

**CATEGORIES:**

- Kipling Suite
- Mandalay Suite
- Orwell Suite
- Maugham Suite

**ACCOMMODATION:**

Mandalay Suite (Including Balcony): 2 Cabins - 409 Square Feet | 38 Square Meters  
 Kipling Suite (Including Balcony): 2 Cabins - 273 Square Feet | 25,4 Square Meters  
 Orwell Suite (Including Balcony): 14 Cabins - 280 Square Feet | 26 Square Meters  
 Maugham Suite (French Balcony): 10 Cabins - 280 Square Feet | 26 Square Meters

The accommodations aboard the Irrawaddy Explorer embody the grace and style of the English Colonial era, incorporating modern conveniences and luxuries that rival the finest hotels of Asia. Spacious, well-appointed suites provide individual climate control, fine bed linens, premium mattresses, your choice of pillow, duvets, flat-screen television with on-demand movie system, spa quality robes, slippers and bath amenities, daily housekeeping with turndown service as well as daily international news.

All Suites are outfitted with two twin-size beds convertible to one king-size bed as requested.  
 Exception: Mandalay Suite and Kipling Suite are outfitted with one king-size bed.



Mandalay Suite (Upper Deck)



Mandalay Suite Bath (Upper Deck)



Kipling Suite (Upper Deck)



Maugham Suite (Main Deck)



Sun Deck



Sun Deck

